

2025

**WRX**

Accessories



**SUBARU**

# Genuine Subaru WRX Accessories

## Refined through years of rally experience.

Reach beyond the thrills of performance as you grip the road on every turn. With a powerful, turbocharged engine and sculpted exterior, the 2025 Subaru WRX is built upon its motorsports heritage to bring a rally legend to the next generation. Genuine Subaru Accessories will help elevate every driving experience for years to come.

CONTENTS

|                                 |       |
|---------------------------------|-------|
| ■ Protection and Security ..... | 3-7   |
| ■ Pet-friendly .....            | 8-10  |
| ■ Comfort and Convenience ..... | 11-14 |
| ■ Lifestyle .....               | 15-19 |
| ■ Style .....                   | 20-25 |
| ■ STI Brand .....               | 26-29 |
| ■ Audio / Media .....           | 30    |



*Genuine Subaru Accessories are backed by the vehicle’s 3-year or 36,000-mile limited warranty, even if the accessory is installed after retail delivery. Genuine Subaru Accessories installed after the 3-year/36,000-mile warranty period are backed by a 1-year, unlimited mileage warranty. See your warranty and maintenance booklet for more details.*

*Genuine Subaru Lifestyle Accessories by Thule® have a limited lifetime warranty for the original purchaser.*

## Shift into high gear with confidence.

With its precision handling, your Subaru WRX is designed to take race-inspired performance to the street. Help keep your vehicle looking as great as it performs with Genuine Subaru Accessories.



### Fog Light Trim – LED

Make a bold nighttime statement with lower grille accent lighting on your WRX. The Fog Light Trim – LED accessory enhances the look and performance of your fog lights.

**H4510VC200**

### Wheel Lug Nut and Lock Set – Black

Match your dark colored wheels by changing all lug nuts to black for improved styling. Includes four locks and key to help deter theft of wheels and tires.

**B321SFL020**



### Wheel Locks – Alloy

Bright chrome wheel locks help deter theft of wheels and tires. Includes four locks and key.

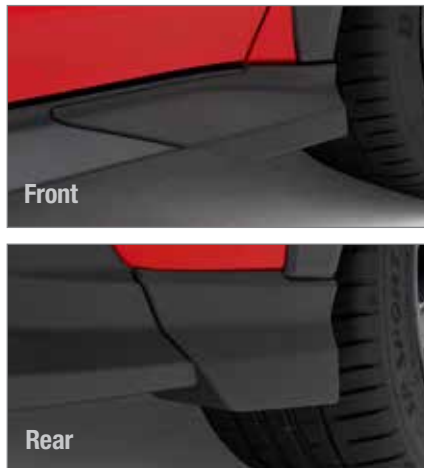
**B321SFL000**



## Door Edge Guards

Help protect your door edges from dings and chips with custom-fit, body color-matched, stainless steel Door Edge Guards. They help preserve the appearance of your Subaru while seamlessly blending into the door design.

**SOA801P080W8 (Ceramic White)**  
**SOA801P080V2 (Crystal Black Silica)**  
**SOA801P080DK (Galaxy Purple Pearl)**  
**SOA801P080TQ (Ice Silver Metallic)**  
**SOA801P080T7 (Ignition Red)**  
**SOA801P080M3 (Magnetite Gray Metallic)**  
**SOA801P080G8 (Sapphire Blue Pearl)**  
**SOA801P080E4 (WR Blue Pearl)**



## Splash Guards

Help protect vehicle paint finish from stones and road grime.

- ✦ *Engineered to help reduce wind noise and aerodynamic drag.*
- ✦ *Durability tested to withstand weather and driving conditions.*

### J1010VC540

Cannot be used in conjunction with Mud Flaps, STI Under Spoiler – Side or STI Under Spoiler – Rear Quarter.  
Ground clearance is reduced when Splash Guards are installed.



*Extensive testing is performed on Genuine Subaru Accessories to help ensure strict Subaru engineering specifications and safety requirements are met.*



## Mud Flaps

Help protect the paint finish from chips and the undercarriage from rust and corrosion. Includes the WRX logo.

- ✦ *Serve as a protective barrier between the tires and wheel well.*
- ✦ *Help minimize water, dirt and mud spray.*
- ✦ *Evaluated for durability and to withstand various weather conditions.*

### J101SVC100

Cannot be used in conjunction with Splash Guards.



## Engine Under Guard

Custom designed to provide additional protection from road debris. The lightweight aluminum design offers additional protection by supplementing the original plastic cover. Designed to maintain easy access to the oil drain plug for regular maintenance.

- ★ Durable and corrosion-resistant.
- ★ Maintains regulatory compliance and vehicle safety performance.
- ★ Maintains long-term engine durability.

**E515SVC000**



## Battery Warmer

Warms vehicle's battery for easier starting in extremely cold weather. Plugs into a household electrical outlet.

**J601SCA000**



## Engine Block Heater

Warms engine coolant to promote easier starting in extreme cold conditions. Plugs into a household electrical outlet.

**A091SVC011**



## Side Window Deflectors

Keep inclement weather out and allow fresh air in.

- ★ Engineered with the vehicle for a seamless fit and complementary appearance vs. aftermarket parts.
- ★ Evaluated for water intrusion.
- ★ Tested to help reduce wind noise and vibration.

**F0010VC010**

May not be legal in all states. Please check the laws of your state.

## Body Side Molding

Attractive, color-matched moldings coordinate with the styling of the vehicle while helping to protect doors from unsightly dings.

**J101SVC000W8** (Ceramic White)  
**J101SVC000V3** (Crystal Black Silica)  
**J101SVC000DK** (Galaxy Purple Pearl)  
**J101SVC000TR** (Ice Silver Metallic)  
**J101SVC000T7** (Ignition Red)  
**J101SVC000M4** (Magnetite Gray Metallic)  
**J101SVC000G9** (Sapphire Blue Pearl)  
**J101SVC000E4** (WR Blue Pearl)



LED Light & Logo

Undimmed

Dimmed



## Auto-Dimming Exterior Mirror with Approach Light

LED lights in each exterior mirror illuminate the ground next to and towards the rear of the vehicle upon approaching the vehicle or unlocking your doors with the keyless entry system. During nighttime driving, mirrors dim in unison with the rearview mirror to reduce headlight glare. Requires Auto-Dimming (Interior) Mirror.

- ✦ Enhances nighttime driving safety.
- ✦ Dimming level is regulated by level of light detected by Auto-Dimming (Interior) Mirror.

**J201SVC000**



## Door Scuff Protector

A durable, easy to clean plastic shell that protects your doors from common shoe scuffs and other scrapes when entering and exiting your vehicle. The unique texture complements the design of the WRX. Comes in a set of two.

**J131SVC001**



## All-Weather Floor Liners

High wall design helps protect the vehicle carpet from spills, snow, sand, mud, dirt and moisture.

- ✦ Engineered to precisely fit the WRX footwell area.
- ✦ Constructed with durable materials to help minimize warping, fading or tearing vs. aftermarket alternatives.

**J501SVC000**

Not intended for use on top of Carpeted Floor Mats.



## Rear Seatback Protector

Provides additional protection to the rear seatbacks when lowering the seats to transport larger cargo. Use in conjunction with the Cargo Tray for optimal protection.

- ✦ Constructed with 10% post-consumer recycled material to support Subaru's sustainability efforts.

**J501SVC110**



## Severe Weather Companion

The Severe Weather Companion contains just about everything needed to handle an unexpected weather emergency while traveling. Included are items which help provide the basic necessities such as warmth, light, water, first aid and the ability to signal for help; all packaged in a handy padded canvas carrying case.

**SOA868V9502**

## Roadside Emergency Kit

The Genuine Subaru Roadside Emergency Kit contains a range of essential items to assist you in an automotive emergency. Including jumper cables, a reflective triangle, a first aid kit and more. The kit is designed to help keep you safe and dry – and get you on the road again. The components of the kit are packaged in a padded, embroidered carrying case.

**SOA868V9511**

## First Aid Kit

Contains practical supplies to treat minor scrapes and scratches. The kit includes an assortment of self-adhesive bandages and gauze, adhesive tape, scissors, tweezers, an emergency blanket, a first aid guide and more. Contents are packaged in a zippered, Subaru-branded bag for easy accessibility.

**SOA9031300**



## Battery Charger and Maintainer

Custom engineered for Subaru vehicles, the Battery Charger and Maintainer efficiently charges 12-volt lead acid batteries to maximize battery life. Comes with alligator clamps for quick connections and ring-terminals for more permanent connections, to help ensure your vehicle's battery is ready for your next adventure.

- ★ Fully automatic charging with LED lights and countdown timer to indicate remaining charge time.
- ★ 'Try' LED light indicates when you can attempt to start your vehicle.
- ★ 'Reconditioning' mode restores deeply discharged batteries.
- ★ Reverse polarity protection.
- ★ Designed with a rubber bumper to protect both the accessory and the vehicle during use.

**SOA9010001**

## A tail-wagging experience.

Bring your furry family along for the ride of a lifetime. With Genuine Subaru Pet-friendly Accessories, they can travel along with you in safety and comfort on whatever road you travel.



### Pet Harness

Buckle up your dog for safety before you begin your road trip together. Infinity Loop webbing design, padded vest, seatbelt grade straps and stress-tested buckles work together to distribute and reduce damaging forces in the event of a car collision. Manufactured by Sleepypod® in signature Subaru blue. Refer to the sizing guide to determine the correct size for your dog.

- ★ *Crash-tested at child safety seat standards and certified by the Center for Pet Safety for dogs 18-90 lbs.*
- ★ *Double "D" ring connection design to affix a leash.*
- ★ *Reflective strips and logo for improved visibility at night.*

**SOA854H000 (Small: 16.5" – 22")**  
**SOA854H010 (Medium: 22.5" – 28")**  
**SOA854H020 (Large: 28.5" – 34")**  
**SOA854H030 (X-Large: 34.5" – 40")**



### Pet Carrier and Mobile Pet Bed

Multi-functional, ultra-plush pet bed provides comfort for your pet and helps make travel less stressful. Features zipper pulls to remove upper mesh dome, padded carry handle and adjustable shoulder strap. Manufactured by Sleepypod® and uniquely designed in Subaru blue.

- ★ *Doubles as a carrier and car seat to transport your small dog or cat in comfort and safety.*
- ★ *Crash-tested and certified by the Center for Pet Safety.*
- ★ *Designed with Velcro® positioning points to secure seatbelt straps when used as a car seat.*
- ★ *Luggage-grade exterior easily wiped clean.*
- ★ *Removable plush bedding is machine-washable.*

#### SOA854S100

Suitable for pets weighing 15 pounds and under.  
 Not suitable for use during air travel.







## Pet-friendly Padded Seat Protector

Protects the back seat from muddy paws and pet hair while your pet travels in padded comfort. Designed without buckles or straps, installation and removal is quick and easy with removal and reinstallation of the headrests and repositioning of the seatbelt through a Velcro® opening in the protector.

- ✦ *Heavy-duty quilted seat pad and tailored seatback for maximum coverage.*
- ✦ *LATCH-accessible, machine-washable and water-resistant.*
- ✦ *Suitable for use with child car seats and rear passengers.*

### F411SVC030

60/40 seat functionality compromised when in use.



## Console Lid Protector

Protects the center console lid surface from nail scratches and puncture holes, and provides a comfortable armrest for front seat passengers.

- ✦ *Multi-layered padded interior for increased comfort.*
- ✦ *Secured with two durable integrated elastic straps.*
- ✦ *Non-slip bottom helps keep it in place.*

### J201SAN601

Not compatible with Center Armrest Extension or Ultrasuede® Center Armrest Extension.  
Not applicable to 6MT trims.



## Seat Cover – Rear

Tailored to provide a snug fit to help keep your second row tidy. Install with integrated straps and buckles. Made with a polyester front and polyurethane coated back, the cover is great for pets, kids and life on the go.

- ✦ *Includes full protection to the rear headrests.*
- ✦ *LATCH-accessible, machine-washable and water-resistant.*

### F411SVC010 (White Stitching)

### F411SVC021 (Red Stitching)



## Organizer and Pet Rear Seat Extender

Increase the back seat resting area for your dog to stretch out comfortably during long trips, while providing storage space for pet gear and other personal items.

- ◆ *Helps keep your pet calm and comfortable by filling the gap between front and rear seat.*
- ◆ *Conforms to the shape of the rear seat to match seat height and minimize the gap between the seat and the extender.*
- ◆ *Suitable for dogs up to 200 lbs.*
- ◆ *Includes dividers to help keep personal items well organized and provide a sturdy structure to support your pet's weight.*
- ◆ *Easy to clean and quickly folds flat for storage when not in use.*
- ◆ *Two required to cover the driver and passenger side back seat areas.*



J201SSL000



## Pet Travel Bowl

Travel with your pet's food and water in one convenient, portable container. Freeze water in the base to keep water cool and wet food fresh. Manufactured by Sleepypod® and designed in distinctive Subaru blue.

- ◆ *Lid doubles as a second bowl.*
- ◆ *Textured base helps resist spilling or tipping.*
- ◆ *Constructed of FDA food grade silicone, dishwasher and microwave safe and BPA free.*

**SOA854B001 (Small)**

**SOA854B002 (Medium)**

## License Plate Frames – Pet Lover

At Subaru, pets are part of the family. Share your love for your furry, scaly or feathered friends with our Pet Lover license plate frame. Subaru Pet Lover frames are manufactured from heavy-gauge 304-stainless steel that will not rust or corrode, and feature a 1/2" frame width around the top and sides and 1-1/8" width bottom.



**SOA342L165 (Matte Black)**

**SOA342L166 (Stainless Steel)**

# Driving pleasure – perfected.

Wherever the road takes you next, your Subaru WRX is designed to give you a smooth ride in a high-performance sedan. Bring along whoever you want and whatever you need for a weekend adventure or a weekday commute with Genuine Subaru Accessories.



### Phone Holder – Cup Holder Mounted

Designed to securely hold your mobile phone in either portrait or landscape position, and can be tilted at a variety of angles. The phone holder includes a tray to hold small personal belongings and is easily installed by inserting into the center console cup holder.

#### SOA800P000

Driver should not operate mobile phone while driving.



### Cargo Organizer

Conveniently transport your outdoor gear or up to four grocery bags neatly in the back. Quickly collapses for easy storage when not in use.

#### SOA567T100



Genuine Subaru Accessories are designed using original factory vehicle CAD data for a precise fit compared to “one size fits all” aftermarket additions.



## Moonroof Air Deflector

Helps reduce wind noise and sun glare.

**F541SVC000**



## Ash Tray

Fits conveniently in the center console cup holder. Easily removed to empty contents.

**92172AG040**

Requires Ash Tray Holder.



## Ash Tray Holder

Helps to give the ash tray accessory a snug fit in the center console cup holder.

**F6010AG010**

## Remote Engine Starter

Allows vehicle to be started with the push of a button. The start/stop button blinks to confirm the engine has been started. Push Start works in conjunction with the Keyless Access and Start system and is an alternative to STARLINK® Safety Plus and Security Plus Package enrollment.

- ✦ *Adjusts vehicle interior temperature for comfort upon entry.*
- ✦ *Starts vehicle up to 400 feet away depending on obstructions.*

**H001SVC000 (Push Start)**

Applicable to models with SPT only.



## Sunshade – Windshield

The foldable Sunshade offers a triple layer of protection to help reduce vehicle temperature up to 40 degrees. The Sunshade is custom-cut to fit properly, and includes a handy storage bag.

**SOA3991130**







### Auto-Dimming Mirror with Compass and HomeLink®

Detects glare and darkens automatically to protect vision.

- ★ Features an 8-point digital compass.
- ★ Three backlit HomeLink® buttons can be programmed to operate most garage doors, security gates, home lighting and more.
- ★ Provides status of garage door if programmed to a compatible opener with two-way communication.

**H501SVC000**



### Cargo Net

Neatly holds cargo and prevents it from sliding while the vehicle is in motion.

**F551SVC000**



### Trunk Cargo Hook

Conveniently helps to hold shopping bags upright, with two options where the hook can be mounted. Each kit includes one hook that can be folded out of the way when not in use.

**F551SFL100**



## Center Armrest Extension

Raises up and forward for additional comfort when driving.

**J2010VC000 (6MT)**

Not compatible with Console Lid Protector.



## Cargo Tray

Helps protect the trunk area from sand, water, stains, dirt and other messes while providing a surface that helps reduce the shifting of cargo while driving.

★ *Constructed with 10% post-consumer recycled material to support Subaru's sustainability efforts.*

**J501SVC100**

## Track to trail transformation.

When the urge for adventure hits, prepare yourself and your Subaru WRX with Genuine Subaru Lifestyle Accessories by Thule®. Securely pack all the gear you need to conquer new experiences.



### Crossbar Set – Fixed

Increase your vehicle's cargo-carrying capabilities by adding a crossbar set. These fixed-style crossbars can be installed or removed in minutes. May be used in conjunction with Genuine Subaru roof attachments and carriers. Total roof load weight limit of 88 lbs.

**SOA843X026**

### Thule® Kayak Carrier

J-style design cradles and supports one kayak up to 36" wide and up to 75 lbs. during transport.\*

- ◆ *Steel design and adjustable padding for protection.*
- ◆ *Wide-mouth profile for easy loading and unloading.*
- ◆ *Folds down when not in use for increased overhead clearance and improved fuel economy.*
- ◆ *Includes straps and tie downs.*

**SOA567K010**

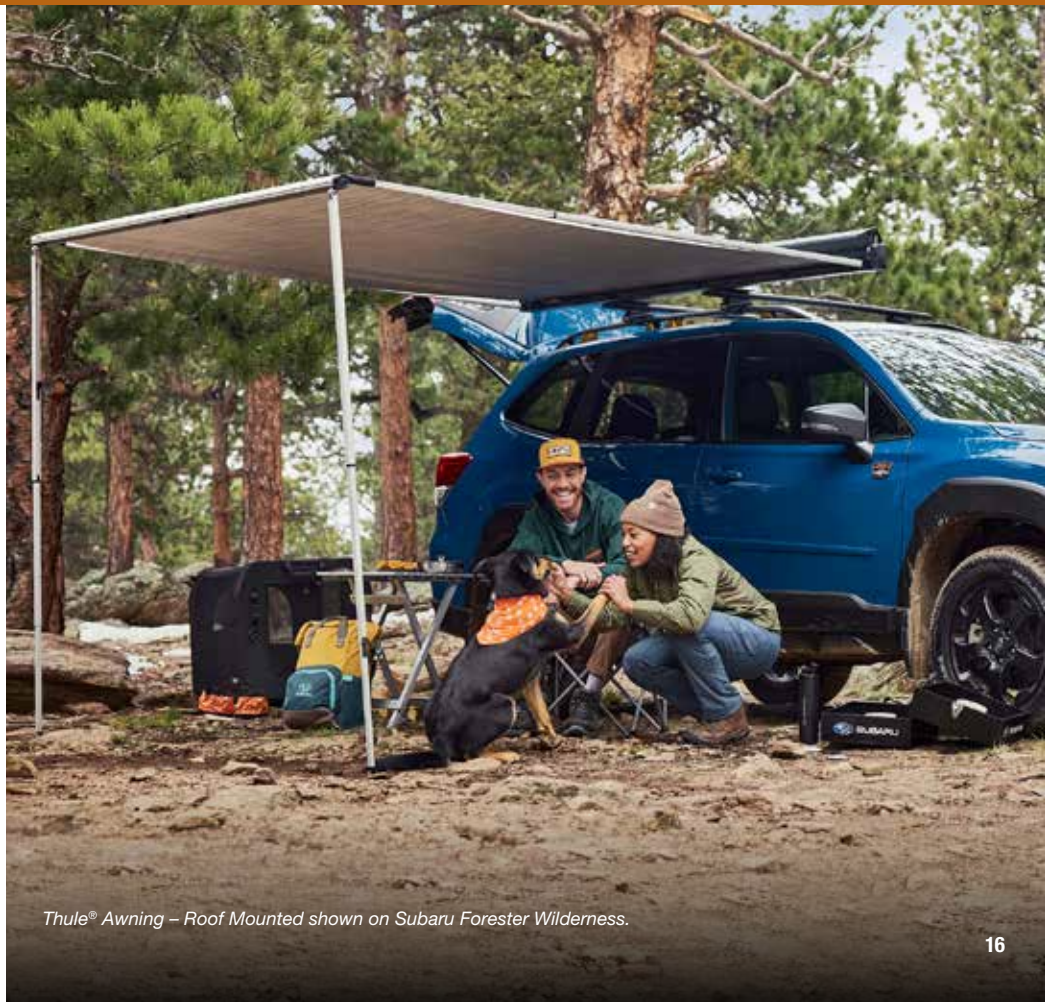


## Thule® Awning – Roof Mounted

Seamlessly integrates with your Subaru to provide shelter from the sun and rain. The awning features high strength fabric with an exclusive system for perfect canopy tension, and integrated telescopic support legs to help quickly setup and adjust to the correct height. When it's time to drive, easily stow and protect everything in a sleek, durable and lightweight aluminum case.

- ✦ *Integrated legs and tension arms allow for simple, one person setup.*
- ✦ *6.2 ft. in length and projects 8 ft. when fully extended.*
- ✦ *Suitable for use on vehicles with a crossbar set.*
- ✦ *Includes locking adapter kit for mounting to the crossbars and stakes to secure the legs to the ground.*
- ✦ *When used on a hard surface, weights are recommended to anchor and stabilize the legs.*
- ✦ *Can be used in conjunction with other Genuine Subaru Lifestyle rooftop accessories.*

**SOA567C200**



*Thule® Awning – Roof Mounted shown on Subaru Forester Wilderness.*





## Thule® Heavy-Duty Roof Cargo Basket

Provides additional storage space with easy access to load and unload gear of all shapes and sizes.\*

- ◆ *Low-profile design and tapered sidewalls.*
- ◆ *Custom fairing to help deflect wind.*
- ◆ *Includes black stretch net with hooks.*
- ◆ *Measures 50.25" L x 41" W x 6" H.*

**SOA567C011**



## Thule® Ski and Snowboard Carrier

Securely holds up to six pairs of skis or four snowboards.\*

- ◆ *Ultra-soft rubber arms grip without scratching surfaces.*
- ◆ *Features 30" wide loading platform.*
- ◆ *Includes four locks to lock gear to the carrier and carrier to vehicle.*

**SOA567S011**



## Thule® Paddleboard Carrier

Telescoping design provides a custom fit to transport boards up to 34" wide. Holds up to two boards.\*

- ◆ *Heavy-duty, steel-reinforced webbing.*
- ◆ *Improved locking mechanism for security.*
- ◆ *Soft, weather-resistant padding protects boards during transit.*

**SOA567P011**



## Thule® Cargo Carriers

Provide additional cargo-carrying capacity and feature dual-side opening for easier loading and unloading from either side of the vehicle. The low-profile, aerodynamic design provides increased garage access without sacrificing box capacity and the Quick-Grip™ mounting system allows for an easy, tool-free installation and removal.\*



### Thule® Cargo Carrier

- ◆ 13 cubic feet lockable storage capacity.
- ◆ Measures 65" L x 34.5" W x 16" H.

**SOA567C023**

### Thule® Cargo Carrier – Extended

- ◆ 17 cubic feet lockable storage capacity.
- ◆ Measures 84" L x 34.5" W x 17" H.

**SOA567C032**



### Thule® Portable Step

Get the extra height you need to easily access all of your roof top Lifestyle Accessories with the convenience of the Thule® Portable Step. Constructed of heavy-duty steel; rubber bumpers are included to help prevent wheel scrapes and scuffs. This step conveniently folds into a carrying bag for easy storage.

**SOA567W010**



Subaru engineers work hand-in-hand with Thule® during the design and development of Genuine Subaru Lifestyle Accessories. A comprehensive series of tests are performed to ensure all racks and carriers comply with stringent Subaru requirements.

## Thule® Bike Carrier – Roof Mounted

Features self-adjusting jaws that automatically wrap around the downtube for precise frame hold. Includes one lock to securely lock the bike to the carrier.\*

- ◆ Fits most 20" to 29" wheel bikes with up to 2.6" wide tires.
- ◆ Adjustable mounting clamps to easily install or switch between compatible vehicles.

**S0A567B020**



## Thule® Bike Carrier – Fork Mounted

Features a sliding rear wheel cradle to securely transport one bicycle. Includes one lock to securely lock the bike to the carrier and the carrier to the vehicle.\*

- ◆ Fits most bikes with up to 2.6" wide tires.
- ◆ Corrosion-resistant, low-profile, lightweight aluminum tray.
- ◆ Ratcheting wheel strap secures the rear wheel.
- ◆ Integrated mounting clamps to easily install or switch between compatible vehicles.

**S0A567B011**



## Add personality to performance.


Wherever you drive in your Subaru WRX, you'll stand out from the crowd. Express your individuality with Genuine Subaru Accessories so you'll never blend in with the rest.



### Trunk Spoiler

Sleek, low-profile design adds just the right amount of attitude to your WRX. Comes painted in Crystal Black Silica.

**E7210VC210**



### Strake Kit

Lightweight ground effects give the WRX an aggressive performance look.

**E2410VC500 (Front)**

**E2610VC500 (Side)**

Strake Kit – Front cannot be installed in conjunction with STI Under Spoiler – Front.  
Strake Kit – Side cannot be installed in conjunction with STI Under Spoiler – Side.





## Rear Bumper Diffuser

Lower rear body panel helps to direct airflow and adds a sculpted finishing touch to the WRX lower rear body line.

### E5610VC550

Not compatible with Exhaust Finisher or STI Under Spoiler – Rear.



## Exhaust Finisher

Precision-formed stainless steel trim pieces add an aggressive performance appearance to the rear of the WRX.

### E7710VC500

Not compatible with Rear Bumper Diffuser.



## Vortex Generator

Add a stylish performance look to the roof of your WRX with the Vortex Generator.

### E751SVC000



## Sport Grille

Create a custom look for the front end of your WRX by replacing the stock factory grille with an accessory Sport Grille.

### J1010VC120



## Carbon Fiber Trunk Trim

This accent piece is made from real carbon fiber and gives your WRX a lightweight performance look. It overlays the trunk trim garnish and wraps under the rear Subaru emblem.

### J121SVC000

## Ultrasuede® Accessories

Designed with superior durability and engineered for a precise fit, Genuine Subaru Ultrasuede® accessories accentuate your Subaru WRX with a soft, smooth feel and rich appearance. Finished with red stitching to complement the interior of the vehicle.



### Ultrasuede® Center Console Lid

**J1310VC623 (SPT)**

Not applicable to tS trim.



### Ultrasuede® Center Console Trim Panels

**J1310VC622 (SPT)**

**J1310VC626 (6MT)**

Not applicable to tS trim.



### Ultrasuede® Instrument Panels

**J1310VC621**

Not applicable to tS trim.



Down



Up

### Ultrasuede® Center Armrest Extension

✦ *Raises up and forward for additional comfort when driving.*

**J2010VC001 (6MT)**

Not applicable to GT or tS trims.  
Not compatible with Console Lid Protector.



### Ultrasuede® Shift Boot Cover

- ✦ *Features a dark gunmetal gray trim surround.*
- ✦ *Helps to keep dust, dirt and other debris from getting into the shifter.*

**J1310VC624**

Not applicable to GT or tS trims.



## Side Sill Plates – Illuminated

Illuminated side sill plates feature the WRX logo in bright white lighting to add an attractive accent to the door sills. Lighting is activated when the door is opened and turns off when the door is closed. Engineered to stand up to everyday wear and tear to keep your door sills safe from scratches and scuffs.

### H461SVC200

Not recommended for use with Side Sill Plates.



## Side Sill Plates

Metallic-finished panels add protection and dress up the door sills of the WRX. Set of four.

### E101SVA002

Not recommended for use with Side Sill Plates – Illuminated.



## Footwell Illumination Kit

Illuminate dark corners of the front floor area and upgrade the interior ambiance with a soft blue glow.

- ◆ LED lights install securely into designated, prearranged locations.
- ◆ Brightens and dims in conjunction with vehicle's interior lighting.
- ◆ Integrated into vehicle's electrical infrastructure for uninterrupted functionality.

### H461SVC000

## Valve Stem Caps

Add a finishing touch to your Subaru. These caps feature the WRX logo or Subaru star cluster and an "O" ring seal to help keep the valve orifices clean.

### SOA342L134 (WRX-Chrome)

### SOA342L137 (Subaru Star Cluster-Chrome)

### SOA342L168 (Subaru Star Cluster-Black)



## LED Upgrade

Enhance the illumination of your standard interior map, visor and dome lights with brighter, whiter and crisper LED lighting.

- ✦ *Developed to rigorous Subaru standards for seamless operation and uninterrupted functionality.*
- ✦ *Tested to help ensure the safety of your vehicle's electrical infrastructure.*
- ✦ *Visor bulbs evaluated and carefully color-tuned for flattering lighting.*

**H461SFL060**



## LED Grille Emblem

Add an illuminated enhancement to the front grille of your WRX. This decorative accessory accentuates the Subaru emblem by adding a touch of soft white LED lighting. Illumination is activated when the vehicle is started and remains on while the vehicle is running.

**J1010VC201**



**LED UPGRADE**

**STANDARD**





Genuine Subaru License Plate Frames are manufactured from superior quality 304-stainless steel that will not rust or corrode and feature a 2-hole design. Kits include matching hardware fastener caps for a seamless appearance.



## License Plate Frames – Slim Line

Feature a 1/2" frame width around all four sides.

**SOA342L104 (Stainless Steel)**

**SOA342L105 (Matte Black)**



## License Plate Frames – Slim Line (Subaru)

Frames display the Subaru logo and feature a 1/2" frame width around all four sides.

**SOA342L152 (Stainless Steel)**

**SOA342L153 (Matte Black)**



## License Plate Frames – Adventure Seeker

You pick the adventure and your Subaru will get you there. Adventure Seeker frames are made for the explorer. Feature a 1/2" frame width around the top and sides and 1-1/8" width bottom.

**SOA342L163 (Matte Black)**

**SOA342L164 (Stainless Steel)**



## Subaru Battery Tie Down and Oil Cap

Replacement oil cap and battery tie down are machined from billet aluminum, anodized in blue and laser-etched with the Subaru logo.

**SOA3881300 (Battery Tie Down)**

**SOA3881310 (Oil Cap)**



## License Plate Frames (Subaru)

Frames display the WRX or Subaru logo in UV-resistant polyurethane coating and feature a 1/2" frame width around the top and sides and 1-1/8" width bottom.

**SOA342L122 (WRX-Stainless Steel)**

**SOA342L125 (WRX-Matte Black)**

**SOA342L127 (Subaru-Stainless Steel)**

**SOA342L167 (Subaru-Matte Black)**



## Euro-Style Marque Plates

Manufactured from 304-stainless steel with the WRX logo and available in stainless steel or matte black finish. Kit includes hardware hider caps.

**SOA342L130 (Stainless Steel)**

**SOA342L131 (Matte Black)**



## Key Chains – Carbon Fiber

Carbon fiber composite and stainless steel key chains with leather strap and universal split ring.

**SOA342L155 (Subaru)**

**SOA342L157 (WRX)**

## Key Chain – Stainless Steel

Made from 1/8-inch thick 304-stainless steel, with a brushed finish and permanent black laser-etched graphics.

**SOA342L162**

# Tap into its tradition.



Born out of rally heritage, your Subaru WRX will give you a stimulating ride with its responsive handling and pulse-pounding acceleration. Take every driving experience to the next level with Genuine STI Accessories.



## STI Mud Flaps

Help protect the paint finish from chips and the undercarriage from rust and corrosion. Includes STI logo and available in black or signature STI cherry red.

- ◆ *Serve as a protective barrier between the tires and wheel well.*
- ◆ *Help minimize water, dirt and mud spray.*
- ◆ *Evaluated for durability and to withstand various weather conditions.*

**J101SVC200 (Black)**

**J101SVC300 (Red)**

Cannot be used in conjunction with Splash Guards.



## STI Side Sill Plates – Illuminated

Illuminated side sill plates feature the STI logo in bright red lighting to add an attractive accent to the door sills. Lighting is activated when the door is opened and turns off when the door is closed. Engineered to stand up to everyday wear and tear to keep your door sills safe from scratches and scuffs.

**H461SVC210**

Not recommended for use with Side Sill Plates.

## STI Under Spoilers

Genuine Subaru STI Under Spoilers add a mean, ground-hugging look to your Subaru WRX. Under Spoilers include the STI logo and are available in black or signature STI cherry red.



### STI Under Spoiler – Front

**E2410VC210 (Black)**

**E2410VC220 (Red)**

Cannot be installed in conjunction with Strake Kit – Front.



### STI Under Spoiler – Side

**E2610VC110 (Black)**

**E2610VC120 (Red)**

Cannot be installed in conjunction with Strake Kit – Side or Splash Guards.



### STI Under Spoiler – Rear Quarter

**E5610VC010 (Black)**

**E5610VC020 (Red)**

Cannot be installed in conjunction with Splash Guards.



### STI Under Spoiler – Rear

**E5610VC110 (Black)**

**E5610VC120 (Red)**

Cannot be installed in conjunction with Rear Bumper Diffuser.



## STI Door Handle Cup Protector

Protects your door handle cup area. Comes in a carbon fiber pattern for a stylish accent.

**J1210SJ500**



## STI Starter Switch

Upgrade the stock push start button with the STI Starter Switch. The cherry red button with the STI logo in the center gives the interior of your WRX a sporty appearance.

**H5010VC000**

Standard on tS trim.

## STI 18-Inch Alloy Wheel Set

The 18-inch, triple-split 5-spoke STI alloy wheel set helps to give the WRX the perfect blend of attitude and style, combined with improved handling performance and steering precision due to the reduced weight of the alloy when compared to the stock alloy wheels. The wheels are finished in black. Requires STI-branded center cap for a finished appearance. Order four of each part number.

**B3110VC220 (18" Wheel)**

**28821FE141 (Center Cap)**

**28192FJ000 (TPMS Valve Screw)**

**28194FJ001 (TPMS Valve Stem)**

Not applicable to S trim.



## STI Performance Mufflers

Manufactured from 304-stainless steel and debossed with the STI logo, the STI Performance Mufflers feature double-walled, hexagonal quad tips to create a sleek appearance and aggressive growl. They are lighter weight for easy direct bolt-on installation and have less back pressure than the stock mufflers.

**D441SVC000**

## STI Valve Stem Caps

Add a finishing touch to your Subaru. These caps feature the STI logo and an "O" ring seal to help keep the valve orifices clean.

**S0A342L136**







## STI Leather Shift Knob – SPT

Add a stylish performance look with the STI Leather Shift Knob. Shifter sides are perforated leather. The top is smooth leather with an STI stitched logo.

**C1010VC000**

## STI Short Throw Shifter

Reduces shift throw lengths for crisper shifts and sportier driving feel.

**C1010VA001**



## STI Shift Knob – 6MT

The ultimate shift knob for your WRX. The STI Shift Knob combines the highest quality aluminum and leather materials, ergonomic shapes and ideal weight balance.

**C1010VC100**



## STI Duracon Shift Knob – 6MT

Molded from Duracon polymer, this sleek looking and lightweight shift knob gives your WRX a finishing touch that sets it apart from the crowd.

**C1010FG411**

## STI Key Chain – Stainless Steel

Made from 1/8-inch thick 304-stainless steel, with a brushed finish and permanent black laser-etched STI logo.

**SOA342L159**



## STI Key Chain – Carbon Fiber

Carbon fiber composite and stainless steel key chain with STI logo, leather strap and universal split ring.

**SOA342L156**



## STI License Plate Frames

Frames display the STI logo in UV-resistant polyurethane coating and feature a 1/2" frame width around the top and sides and 1-1/8" width bottom.

**SOA342L123 (Stainless Steel)**

**SOA342L126 (Matte Black)**

## STI Euro-Style Marque Plate

Manufactured from 304-stainless steel with the STI logo and available in matte black finish. Kit includes hardware hider caps.

**SOA342L133**



## STI Flexible Strut Tower Brace

Innovative design improves driving dynamics without sacrificing ride quality.

**SG950VC000**

# Connected performance.

Accompany a sweet soundtrack with the roar of the Subaru WRX engine and stay connected while you tackle every road or track. With Genuine Subaru Accessories, you'll never miss a beat.



## CD Player

Add a single disc CD player to your center console for another way to enjoy your audio.

**H0010VC778 (SPT)**  
**H0010VC788 (6MT)**



## USB Charging Cable Set

Quickly charge mobile devices while you're on the go. Designed in signature Subaru blue, Genuine Subaru cables offer superior quality and durability compared to typical aftermarket cables. Packaged in a zippered Subaru-branded storage case, the set of four, 3 ft. cables allow you and your passengers to charge and connect while on the road.

- ◆ Includes Velcro® cable ties to keep cables neat, tidy and organized when not in use.
- ◆ Universal compatibility designed to work flawlessly with any device that uses a USB-A or USB-C port.
- ◆ Includes MFi-certified, unique and verified serial number and authorization chip issued by Apple® to ensure compatibility with any Lightning® device.
- ◆ Supports multiple charging specifications; USB-A to Lightning, USB-C to Lightning, USB-A to USB-C, USB-C to USB-Power Delivery, Qualcomm® Quick Charge™, Samsung® adaptive charging, Android Auto™ and Apple CarPlay® using the USB media port.



**H671SFN000**



Subaru, WRX, STI and STARLINK are registered trademarks.  
Android Audio is a trademark of Google LLC.  
Apple, CarPlay and Lightning are registered trademarks of Apple, Inc.  
HomeLink is a registered trademark of Gentex Corporation.  
Qualcomm, Quick Charge and Qualcomm branded products are products of Qualcomm Technologies, Inc. and/or its subsidiaries.  
Samsung is a registered trademark of Samsung Electronics Co., Ltd.  
The Center for Pet Safety (CPS) is a 501(c)(3) non-profit research and advocacy organization dedicated to consumer and companion animal safety.  
Sleepypod is a registered trademark.  
Velcro is a registered trademark of Velcro IP Holdings, LLC.  
Thule and Quick-Grip are registered trademarks of The Thule Group.  
Ultraluode is a registered trademark of Toray Industries, Inc.  
\*Roof accessories require Crossbar Set.  
Consult vehicle owner's manual for total roof load limit.

©2025 Subaru of America, Inc.

Printed in U.S.A.

**MSA6A2404**



Subaru of America reserves the right to change or withdraw accessories at any time without prior notice and without incurring the obligation to make changes to any accessories previously sold.  
All images are representative.

