



**Bill Wheeler**  
Commercial / Fleet Account Manager  
Call 702.371.0770 | [wwheeler@gaudinford.com](mailto:wwheeler@gaudinford.com)  
6625 Roy Horn Way Las Vegas, NV 89118  
[GaudinFord.com/StateFleetNVPricing](http://GaudinFord.com/StateFleetNVPricing)

## 2026 TRANSIT CARGO VAN PRICE LIST

	MODEL	SERIES CODE	LAS VEGAS BASE VEHICLE PRICE	BASE PRICE	SUGGESTED RETAIL
L O W  R O O F	Transit 150	E1Y	Transit 150 Cargo Van Low Roof 130 WB.Regular RWD	\$ 44,597	\$ 50,885
		E2Y	Transit 150 Cargo Van Low Roof 130 WB.Regular AWD	48,209	54,785
		E1Y	Transit 150 Cargo Van Low Roof 148 WB.long RWD	45,927	52,285
		E2Y	Transit 150 Cargo Van Low Roof 148 WB.long AWD	49,428	56,185
	Transit 250	R1Y	Transit 250 Cargo Van Low Roof 130 WB.Regular RWD	45,508	51,885
		R2Y	Transit 250 Cargo Van Low Roof 130 WB.Regular AWD	49,063	55,785
		R1Y	Transit 250 Cargo Van Low Roof 148 WB.long RWD	46,840	53,285
		R2Y	Transit 250 Cargo Van Low Roof 148 WB.long AWD	50,399	57,185
	Transit 350	W1Y	Transit 350 Cargo Van Low Roof 130 WB.Regular RWD	46,657	53,085
		W2Y	Transit 350 Cargo Van Low Roof 130 WB.Regular AWD	50,157	56,985
		W1Y	Transit 350 Cargo Van Low Roof 148 WB.long RWD	47,879	54,485
		W2Y	Transit 350 Cargo Van Low Roof 148 WB.long AWD	51,494	58,385
		F1Y	Transit 350 Cargo Van Low Roof 148 WB.long RWD 9,950 GVWR	49,379	54,485
		F2Y	Transit 350 Cargo Van Low Roof 148 WB.long AWD 9,950 GVWR	52,934	58,385
M E D  R O O F	Transit 150	E1C	Transit 150 Cargo Van Medium Roof 148 WB.long RWD	46,840	53,285
		E2C	Transit 150 Cargo Van Medium Roof 148 WB.long AWD	50,340	57,185
	Transit 250	R1C	Transit 250 Cargo Van Medium Roof 148 WB.long RWD	47,696	54,285
		R2C	Transit 250 Cargo Van Medium Roof 148 WB.long AWD	51,251	58,185
	Transit 350	W9C	Transit 350 Cargo Van Medium Roof 148 WB.long RWD	48,790	55,485
		W2C	Transit 350 Cargo Van Medium Roof 148 WB.long AWD	52,345	59,385
		F7C	Transit 350 Cargo Van Medium Roof 148 WB.long RWD 9,950 GVWR	48,790	55,485
		F8C	Transit 350 Cargo Van Medium Roof 148 WB.long AWD 9,950 GVWR	52,345	59,385
H I G H  R O O F	Transit 250	R1X	Transit 250 Cargo Van High Roof 148 WB.long RWD	48,665	55,285
		R2X	Transit 250 Cargo Van High Roof 148 WB.long AWD	52,163	59,185
		R3X	Transit 250 Cargo Van High Roof 148 WB.EL RWD	49,702	56,485
		R3U	Transit 250 Cargo Van High Roof 148 WB.EL AWD	53,257	60,385
	Transit 350	W1X	Transit 350 Cargo Van High Roof 148 WB.long RWD	49,702	56,485
		W2X	Transit 350 Cargo Van High Roof 148 WB.long AWD	53,319	60,385

		F5X	Transit 350 Cargo Van High Roof 148 WB.long RWD 9,950 GVWR	51,202	56,485
		F6X	Transit 350 Cargo Van High Roof 148 WB.long AWD 9,950 GVWR	53,257	60,385
		W3X	Transit 350 Cargo Van High Roof 148 WB.EL RWD	50,796	57,685
		W3U	Transit 350 Cargo Van High Roof 148 WB.EL AWD	54,351	61,585
		F7X	Transit 350 Cargo Van High Roof 148 WB.EL RWD 9,950 GVWR	50,796	57,685
		F8X	Transit 350 Cargo Van High Roof 148 WB.EL AWD 9,950 GVWR	54,351	61,585
	Transit 350  HD	F4X	Transit 350 HD DRW Cargo Van High Roof 148 WB.EL RWD	52,842	58,285
		F4U	Transit 350 HD DRW Cargo Van High Roof 148 WB.EL AWD	56,762	62,585
		U8X	Transit 350 HD DRW Cargo Van High Roof 148 WB.EL RWD	53,439	60,585
		U8U	Transit 350 HD DRW Cargo Van High Roof 148 WB.EL AWD	57,814	65,385
Includes Minimum Stand Equipment Listed: _____✓_____ Yes, _____ No. If no, state exceptions: _____					
Manufacturer's Warranty: 3 year / 36,000 miles Bumper-to-Bumper & 5 Year / 100,000 miles Powertrain (Fleet Only)					

DESTINATION AND DELIVERY	BASE PRICE	SUGGESTED RETAIL
Destination and Delivery (Included in Base Price)	<b>NC</b>	<b>\$2,095</b>
Reno / Carson City. Delivery charge for other than Reno/Carson City (i.e.Ely) \$1.00 per mile.	<b>600</b>	<b>-</b>

OPTIONS PREFERRED	BASE PRICE	SUGGESTED RETAIL
Standard Keys: 2	<b>NC</b>	<b>NC</b>

COLOR OPTIONS	BASE PRICE	SUGGESTED RETAIL
Oxford White, Race Red School Bus Yellow, Wild Green (Fleet Only)	<b>N/C</b> <b>N/C</b>	<b>N/C</b> <b>N/C</b>
Agate Black, Ingot Silver, Carbonized Gray, Blue Metallic (EXTRA CHARGE, refer to option price list)		<b>-</b>

	OPTION CODE	POWERTRAINS	BASE PRICE	SUGGESTED RETAIL
<b>ENGINE</b>	<b>998</b>	3.5L PFDi V6	<b>Std</b>	<b>Std</b>
	<b>99G</b>	3.5L EcoBoost V6	<b>\$ 2,548</b>	<b>\$ 2,800</b>
		3.5L EcoBoost V6 - Use with 47B	<b>2,275</b>	<b>2,500</b>
		3.5L EcoBoost V6 w/ U8X & U8U	<b>Std</b>	<b>Std</b>
<b>TRANSMISSION</b>	<b>44U</b>	10-Speed Automatic Overdrive with SelectShift®	<b>Std</b>	<b>Std</b>
<b>AXLE</b>	<b>X73</b>	3.73 Non Ltd Standard Axle Ratio	<b>Std</b>	<b>Std</b>
	<b>X4L</b>	4.10 Limited Slip Optional Axle - w/ 3.5L V6 (998)	<b>296</b>	<b>325</b>
		4.10 Limited Slip Standard Axle - w/ 3.5L V6 (998)	<b>N/C</b>	<b>N/C</b>
	<b>X7L</b>	3.73 Limited Slip Optional Axle	<b>296</b>	<b>325</b>
		3.73 Limited Slip Axle - Incl w/41E & 47B	<b>N/C</b>	<b>N/C</b>
		3.73 Limited Slip Standard Axle	<b>N/C</b>	<b>N/C</b>
<b>AREA</b>	<b>425</b>	50 State Emissions	<b>N/C</b>	<b>N/C</b>

MODEL	OPTION CODE	TIRES	BASE PRICE	SUGGESTED RETAIL
	<b>644</b>	16 inch Black Aluminum Alloy Wheel - SRW, Standard front axle only	<b>\$ 478</b>	<b>\$ 525</b>
		16 inch Black Aluminum Alloy Wheel - SRW, Standard front axle only - Use with 18D	<b>446</b>	<b>490</b>
	<b>647</b>	16 inch Silver Aluminum Alloy Wheel - SRW, Standard front axle only	<b>360</b>	<b>395</b>
		16 inch Silver Aluminum Alloy Wheel - SRW, Standard front axle only - Use with 18D	<b>327</b>	<b>360</b>

MODEL	TRIM TYPE	SEATS	BASE PRICE	SUGGESTED RETAIL
	<b>21C</b>	Seat Pack 2 - Dark Palazzo Gray Cloth, 2-way manual Driver and 2-way manual Passenger seat	<b>\$ 104</b>	<b>\$ 115</b>
	<b>21L</b>	Seat Pack 10 - Dark Palazzo Gray Cloth, 2-way manual Driver and 2-way manual Passenger seats	<b>104</b>	<b>115</b>
	<b>21J</b>	Seat Pack 8 - Dark Palazzo Gray Vinyl, 2-way manual Driver seat	<b>(228)</b>	<b>(250)</b>
	<b>21K</b>	Seat Pack 9 - Dark Palazzo Gray Cloth, 2-way manual Driver seat	<b>(145)</b>	<b>(160)</b>
	<b>21P</b>	Seat Pack 13 - Dark Palazzo Gray Vinyl, 2-way manual Driver and 2-way manual Passenger seats	<b>41</b>	<b>45</b>
	<b>21Q</b>	Seat Pack 14 - Dark Palazzo Gray Cloth, 10-way power Driver and 10-way power Passenger seats	<b>901</b>	<b>990</b>
	<b>21T</b>	Seat Pack 17 - Dark Palazzo Gray Cloth, 4-way manual swivel Driver and 4-way manual swivel Passenger seats	<b>1,261</b>	<b>1,385</b>
	<b>218</b>	Seat Pack 31 - Dark Palazzo Gray Cloth, 4-way manual swivel Driver and 4-way manual swivel Passenger seats	<b>1,196</b>	<b>1,315</b>
	<b>218</b>	Seat Pack 31 - Dark Palazzo Gray Cloth, 4-way manual swivel Driver and 4-way manual swivel Passenger seats - Use with 47D	<b>(63)</b>	<b>(70)</b>
	<b>219</b>	Ebony Cloth, 2-way manual Driver and 2-way manual Passenger seats without armrests	<b>N/C</b>	<b>N/C</b>

	OPTION CODE	OTHER OPTIONS (continued)	BASE PRICE	SUGGESTED RETAIL
<b>AVAILABLE ON ALL MODELS UNLESS OTHERWISE NOTED</b>	<b>76G</b>	16 inch Heavy-Duty Forged Aluminum Wheel (Heavy-Duty Front Axle configurations only)	<b>\$ 856</b>	<b>\$ 940</b>
	<b>64H</b>	Steel wheel with Full Silver Wheel Cover	<b>32</b>	<b>35</b>
		Steel wheel with Full Silver Wheel Cover w/18D	<b>Incl.</b>	<b>Incl.</b>
	<b>51D</b>	Spare Tire and Wheel	<b>273</b>	<b>300</b>
	<b>15C</b>	Wheel Well liners - Black (Front only)	<b>269</b>	<b>295</b>
		Wheel Well liners - Black (Front only) w/ AWD	<b>Incl.</b>	<b>Incl.</b>
	<b>63C</b>	Dual Alternator (250 amps each)	<b>933</b>	<b>1,025</b>
		Dual Alternator - Heavy-Duty - Use with 67C	<b>615</b>	<b>675</b>
		Dual Alternator - Heavy-Duty - Use with 47B	<b>Incl.</b>	<b>Incl.</b>
	<b>87E</b>	Auxiliary Fuse Panel	<b>351</b>	<b>385</b>
		Auxiliary Fuse Panel -- Use with 67C, 47B, 21J, 21K	<b>Incl.</b>	<b>Incl.</b>
		Auxiliary Fuse Panel -- Use with 63C	<b>Incl.</b>	<b>Incl.</b>
	<b>63E</b>	Dual AGM Batteries (70 amp-hr each)	<b>269</b>	<b>295</b>
		Dual AGM Batteries (70 amp-hr each) w/ 47B, 87E, 90D, 218	<b>Incl.</b>	<b>Incl.</b>
	<b>41E</b>	Heavy-Duty Front Axle	<b>286</b>	<b>315</b>
		Heavy-Duty Front Axle (Standard)	<b>N/C</b>	<b>N/C</b>
		Heavy-Duty Front Axle - Incl w/47T, 47U, 21T	<b>N/C</b>	<b>N/C</b>

	OPTION CODE	OTHER OPTIONS (continued)	BASE PRICE	SUGGESTED RETAIL
--	-------------	---------------------------	------------	------------------

AVAILABLE ON ALL MODELS UNLESS OTHERWISE NOTED	41H	Engine Block Heater	\$ 69	\$ 75
	153	Front License Plate Bracket	N/C	N/C
	541	Short Arm - Power, Manual-Folding	Std	Std
	543	Long Arm Non Telescoping, Power Glass Adjust Mirrors w/o Turn Signals	59	65
	544	Long Arm Non Telescoping, Power Glass Adjust Heated Mirrors w/Turn Signals	200	220
	68H	Running Board	282	310
	53D	Tow/Haul Mode with Trailer Wiring Provisions	269	295
	67D	Trailer Brake Controller (TBC)	368	405
		Trailer Brake Controller (TBC) - w/67C	210	230
	17A	Fixed rear-door glass incl. Rear-Window Defrost - Low Roof	228	250
	17B	Fixed rear-door glass with fixed passenger-side door glass incl. Rear-Window Defrost - Low Roof	387	425
	17F	Windows-All-Around, fixed incl. Rear-Window Defrost - Low Roof	569	625
	17A	Fixed rear-door glass incl. Rear-Window Defrost - Medium/High Roof	342	375
	17B	Fixed rear-door glass with fixed passenger-side door glass incl. Rear-Window Defrost - Medium/High Roof	592	650
	17F	Windows-All-Around, fixed incl. Rear-Window Defrost - Medium/High Roof	1,024	1,125
	92E	Privacy Tint (Rear Glass Only - w/ 17A) Low Roof	114	125
		Privacy Tint (Rear + 2nd Row Pass - w/17B) Low Roof	205	225
		Privacy Tint (All Around - w/17F) Low Roof	455	500
		Privacy Tint (Rear Glass Only) - Use with Cargo Vans with 17A - Med/High Roof	Incl.	Incl.
		Privacy Tint (Rear + 2nd Row Pass) - Use with Cargo Vans with 17B - Med/High Roof	Incl.	Incl.
		Privacy Tint (All Around) - Use with Cargo Vans with 17F - Med/High Roof	Incl.	Incl.
	57G	High Capacity Front/Rear Air Conditioning	782	860
	62C	Auxiliary Heater A/C Prep Package without Rear Controls	91	100
	16E	Vinyl Floor Covering - Front and Rear	260	285
	16C	Vinyl Floor Covering - Front only	Std	Std
	16G	Carpet, Front	32	35
	96D	Load Area Protection - RWB	360	395
		Load Area Protection - LWB	442	485
		Load Area Protection - EL-LWB	524	575
	86F	Keys: 2 additional (4 total) with Key Fobs (Power)	69	75
	90D	Power Outlet - 110V/400W	433	475
		Power Outlet - 110V/400W - Use with 67C, 87E	195	215
		Power Outlet - 110V/400W - Use with 63C	Incl.	Incl.
	21M	Dark Plazzo Gray Cloth, 2-way manual Driver heated (w/ lumbar), 2 way manual passenger heated seats	269	295
	67E	Large Center Console with Integrated Shifter	178	195
		Large Center Console with Integrated Shifter w/ 67C & 67D	N/C	N/C
	47B	Ambulance Cargo Van Prep Package - Use with 3.5L GTDi Engine(99G)	1,452	1,595
	47T	Bulkhead with Lockable Door (High Roof)	1,747	1,920
		Bulkhead with Lockable Door (Medium Roof)	1,651	1,815
	47U	Bulkhead with Window (Medium Roof)	1,229	1,350
		Bulkhead with Window (Low Roof)	1,101	1,210
	53B	Heavy Duty Trailer Tow Package	442	485
	55A	Vehicle Integration System (VIS) 2.0	232	255
	91B	Wiper Activated Headlamps	28	30
	655	Extended Range Fuel Tank	260	285
		Extended Range Fuel Tank - w/ 63F	Incl.	Incl.
	67C	Upfitter Package	555	610
		Upfitter Package - w/47B	236	260
	53K	Modified Vehicle Wiring System and Kit	69	75
		Modified Vehicle Wiring System and Kit -- Use w/ 47B, 47D, 67C, and 87E	Incl.	Incl.
	86N	Heavy Duty Tray Style Floor Mats (Front)	54	60
	52C	VP - Keyless Entry Keypad	114	125
	43B	Back Up Alarm	173	190
	68B	Remote Start	451	495
	90G	Manual Parking Brake Lever	178	195
	PUM	Agate Black (Metallic) paint	273	300
	PUX	Ingot Silver (Metallic) paint	273	300

	OPTION CODE	OTHER OPTIONS (continued)	BASE PRICE	SUGGESTED RETAIL
AVAILABLE ON ALL MODELS UNLESS OTHERWISE NOTED	66C	D-Pillar Assist Handles (Driver and Passenger-side)	\$ 54	\$ 60
	85B	D-Pillar Assist Handles (Driver and Passenger-side) - Use with 57G	28	30
	60B	Heavy-Duty Rear Scuff Plate Kit incl Side Door Scuff Plate	327	360
		Heavy-Duty Rear Scuff Plate Kit incl Side Door Scuff Plate -- Use w/ 60B	N/C	N/C
		Heavy-Duty Cargo Flooring and Heavy-Duty Scuff Plate Kit - RWB	933	1,025
		Heavy-Duty Cargo Flooring and Heavy-Duty Scuff Plate Kit - LWB	1,029	1,130
		Heavy-Duty Cargo Flooring and Heavy-Duty Scuff Plate Kit - LWB EL	1,120	1,230
	53G	Front Bumper - Painted	228	250
	41B	B-Pillar Assist Handle - Cargo Van MR/HR Passenger side	23	25
		B-Pillar Assist Handle - Low Roof Cargo Van / 47U / 47T	N/C	N/C
	15F	Full Rear Compartment Lighting - Cargo Van	69	75
	17P	Cargo Tie-Down Hooks	23	25
	66D	Front Overhead Shelf	69	75
	47D	RV Prep Package	4,245	4,665
	47G	Parcel Delivery Package	314	345
	PM7	Carbonized Gray (Metallic) Paint	273	300
	66F	Fixed Shelving -- Passenger side only -- 130 LR	728	800
	66E	Fixed Shelving -- Driver side only -- 130 LR	923	1,015
	66F	Fixed Shelving -- Passenger side only -- 148 LR	823	905
	66E	Fixed Shelving -- Driver side only -- 148 LR	997	1,095
	66F	Fixed Shelving -- Passenger side only -- 148 MR or HR	923	1,015
	66E	Fixed Shelving -- Driver side only -- 148 MR or HR	1,142	1,255
	85L	Intelligent Access with push-button start	Incl.	Incl.
	63F	Auxiliary Fuel Port Extension Line - incl. 655	351	385
	90C	Rear View Camera / Mirror Display	683	750
	PFT	Blue Metallic paint	273	300
	64K	16 inch Sparkle Silver Alloy Wheel	956	1,050
	64G	16 inch Matte Black Alloy Wheel	956	1,050
	86W	All-Weather Floor Mats	109	120
	91C	Black HID Headlamps	414	455
	66J	Fixed Shelving -- Both sides -- 130 LR	1,601	1,760
		Fixed Shelving -- Both sides -- 148 LR	1,775	1,950
		Fixed Shelving -- Both sides -- 148 MR or HR	2,025	2,225
	90B	Rearview Mirror with 17A/ 17B/ 17F	Incl.	Incl.
	66H	Foldable Aluminum Shelving	3,222	3,540
	66K	Electrician Trade Package - 130 Regular Length LR	4,240	4,660
		Electrical Trade Package - 148 Long Length LR	4,340	4,770
		Electrical Trade Package - 148 Long Length MR or HR	4,664	5,125
	66L	HVAC Trade Package - 130 Regular Length LR	4,314	4,740
		HVAC Trade Package - 148 Long Length LR	4,409	4,845
		HVAC Trade Package - 148 Long Length MR/HR	4,719	5,185
	66M	General Contractor Trade Package - 130 Regular Length LR	2,812	3,090
		General Contractor Trade Package - 148 Long Length LR	2,912	3,200
		General Contractor Trade Package - 148 Long Length MR or HR	3,208	3,525
	96E	Heavy Duty Wall Liner Kit (Walls, Roof, Doors, Motion Lighting, Wheel Well Covers) - 130 Regular Length LR	1,775	1,950
		Heavy Duty Wall Liner Kit (Walls, Roof, Doors, Motion Lighting, Wheel Well Covers) - 148 Long Length LR	2,147	2,360
		Heavy Duty Wall Liner Kit (Walls, Roof, Doors, Motion Lighting, Wheel Well Covers) - 148 Long Length MR	2,238	2,460
		Heavy Duty Wall Liner Kit (Walls, Roof, Doors, Motion Lighting, Wheel Well Covers) - 148 Long Length HR	2,238	2,460
		Heavy Duty Wall Liner Kit (Walls, Roof, Doors, Motion Lighting, Wheel Well Covers) - 148 Long Length HR EL	2,457	2,700
	60F	Grab Handle Kit (2-D Pillar Handles) 130 Regular Length, 148 Long Length LR, Ext Length, MR or HR	160	175
	18P	253-Degree Hinge Opening - Cargo Van LR or MR	87	95
		253-Degree Hinge Opening - Cargo Van HR or 47G	Incl.	Incl.
	68J	Extended Length Running Boards	596	655
	PFC	Wild Green (Metallic) Paint	273	300
	43H	Close Assist for Medium/High Roof Cargo Vans	228	250
	61M	Ford Co-Pilot360 Assist 2.0	1,001	1,100
	58M	Automatic Engine Idle Shutdown Timer (3 mins)	182	200
	58E	Automatic Engine Idle Shutdown Timer (5 mins)	182	200
	57A	Tire Mobility Kit Delete	(23)	(25)
	18D	Exterior Upgrade Package - SRW	487	535

	OPTION CODE	OTHER OPTIONS (continued)	BASE PRICE	SUGGESTED RETAIL
AVAILABLE ON ALL MODELS UNLESS OTHERWISE NOTED	18L	Exterior Upgrade Package - DRW	\$ 410	\$ 450
	92A	High Strength Laminated Glass	1,033	1,135
	59D	Ford Connectivity Package (one time purchase - 7 years)	745	745
	91L	<b>AUDIO</b> 6 Speakers (4 Front / 2 Rear)	37	40

	OPTION CODE	FLEET OPTIONS	BASE PRICE	SUGGESTED RETAIL
AVAILABLE ON ALL MODELS UNLESS OTHERWISE NOTED	52M	Speed Limitation - 65 mph Fixed governed top speed - Fleet only	\$ 73	\$ 80
	52H	Speed Limitation - 70 mph Fixed governed top speed - Fleet only	73	80
	942	Daytime Running Lamps - Fleet only	41	45
	54X	Exterior Mirror Delete	N/C	N/C
	76C	Orange Seat Belts	41	45
	51E	(AC) Decal #1 – Up to 15 ft2	387	425
	51F	(AC) Decal #2 – Up to 30 ft2	524	575
	55F	Automatic Engine Idle Shutdown Timer (10 mins) - incl 55B Smart Acceleration Truncation	182	200
	55H	Automatic Engine Idle Shutdown Timer (20 mins) - incl 55B Smart Acceleration Truncation	182	200
	98B	Fleet Fuel Economy Package	241	265
	59C	Fleet Safety Package	32	35
	62B	Smart Acceleration Truncation	69	75
		Smart Acceleration Truncation w/ 98B	Incl.	Incl.

# 2026 TRANSIT

## STANDARD EQUIPMENT

EXTERIOR	CARGO VAN	PASSENGER VAN XL	PASSENGER VAN XLT	CUTAWAY	CHASSIS CAB
Body Side Moldings – Carbon Black	•	•	•	•	•
Front License Plate Bracket	•	•	•	•	•
<b>Bumpers</b>					
Front Bumper – Body Colored	—	—	•	—	—
Front Bumper – Carbon Black, Body Colored with Lower Valance	•	•	—	•	•
Rear Bumper – Carbon Black, without Integral Step. For Chassis Cab and Cutaway variants, rear bumper DELETE is standard.	•	•	•	—	—
<b>Doors – Rear</b>					
50/50 Hinged Rear Door. 180-degree opening is standard on all low/medium-roof cargo vans and all passenger vans. 253-degree Opening is standard on all high roof cargo vans and OPTIONAL on all low/medium-roof variants and High-Roof Passenger Vans with 148" wheelbase	•	•	•	—	—
<b>Doors – Side</b>					
Sliding Passenger-side Door	•	•	•	—	—
<b>Exterior Lighting – Front</b>					
Front Fog Lamps	—	—	•	—	—
Halogen Headlamps with Autolamp (on Gas Variants only)	•	•	•	•	•
Black High-Intensity Discharge (HID) Headlamps . Standard on XLT Passenger Van and E-Transit	•* (*E-Transit)	—	•	•* (*E-Transit)	•* (*E-Transit)
Headlamp Courtesy Delay <b>Note:</b> The headlamps stay on for a set period of time after the owner turns off the ignition.	•	•	•	•	—
Roof and Side Marker Lamps (Included on all 10,000lb+ GVW variants) Included on DRW Cargo Van, Passenger Van XL and Passenger Van XLT)	•	•	•	•	•
<b>Exterior Lighting – Rear</b>					
Center High Mount Stop Lamp (CHMSL)	•	•	•	—	—
Taillamps	•	•	•	—	—
Separate Stop Turn Tail Lamp – LED Enabled	—	—	—	•	•
<b>Fuel (n/a with E-Transit)</b>					
Auxiliary Fuel Port. Not available with E-Transit.	•	•	•	•	•
Fuel Tank – Capless Fuel Fill, 25 U.S. gallons (midship)	•	•	•	•	•
<b>Grille</b>					
Honeycomb Mesh Grille with Carbon Black Surround	•	•	—	•	•
Honeycomb Mesh Grille with Chrome Surround	—	—	•	—	—
Three Bar Grille with Dynamic Blue Center Bars and Chrome Surround. Standard on E-Transit.	•* *E-Transit only	—	—	•* *E-Transit only	•* *E-Transit only
<b>Exterior Mirrors</b>					
Mirror Delete	—	—	—	•	•
Short-Arm, Power Adjusting, Manual-Folding	•	•	—	—	—
Short-Arm, Power Adjusting, Power-Folding Heated with Turn Signals	—	—	•	—	—
<b>Tires – Single Rear Wheel (SRW)</b>					
235/65R16C 121/119 R BSW all-season	•	•	•	•	•
<b>Tires – Dual Rear Wheel (DRW)</b>					
205/75R16C 113/111 BSW all-season (AWD, 11,000lb GVWR or RWD with Heavy-Duty Front Axle configurations only)	•	•	•	•	•
<b>Towing</b>					
Rear Recovery Tow Hook	•	•	•	—	—
<b>Wheels – SRW</b>					
16" Silver Steel Wheel with Black Hubcap (Standard Front Axle configurations only)	•	•	—	•	•
16" Steel Wheel with Full Size Silver Wheel Cover (Standard Front Axle configurations and E-Transit only)	•* *E-Transit only	—	•	•* *E-Transit only	•* *E-Transit only



EXTERIOR (continued)	CARGO VAN	PASSENGER VAN XL	PASSENGER VAN XLT	CUTAWAY	CHASSIS CAB
16" Silver Steel Wheel. Includes Silver Hubcaps with Exposed Lug Nuts (Heavy-Duty Front Axle configurations only)	•	•	•	•	•
<b>Wheels – DRW</b>					
16" Heavy-Duty Silver Steel Wheel. Includes Silver Hubcaps with Exposed Lug Nuts <b>Note:</b> The center ornament only comes on the front wheels, and not on the rear wheels.	•	•	•	•	•
<b>Wheels-Spare Tire</b>					
★Tire Inflator and Sealant Kit in lieu of spare tire <b>Note:</b> Not Available with DRW. Includes 12-Volt Powerpoint in D-Pillar	•	-	-	-	-
Full-size Spare Tire and Wheel	-	•	•	-	-
<b>Windows/Glass</b>					
Windows All-around	—	•	•	—	—
Rear-windows	—	•	•	—	•
No Cargo Area Windows	•	—	—	—	—
High-Strength Laminated Glass (Sliding Doors only)	•	—	—	—	—
Front Solar Tinted Glass	•	•	•	•	•
Rear Solar Tinted Glass (Std. on Low Roof Only)	-	•	•	-	-
<b>INTERIOR</b>					
Step Well Pads – Black	•	•	•	•	•
<b>Center Console</b>					
Medium Center Console with integrated shifter and dual cupholders	•	•	—	•	•
Medium Center Console with Integrated Rotary Gear Shift Dial and single cup holder	•* *E-Transit only	—	—	•* *E-Transit only	•* *E-Transit only
Large Center Console with Integrated Shifter, dual cupholders and additional storage area	—	—	•	—	—
Cruise Control Cruise Control which includes Adjustable Speed Limiting Device (ASLD)	•	•	•	•	•
<b>Door-Locks and Windows</b>					
Glove Box – Locking	•	•	•	•	•
Rear Cargo Door – Interior Exit Handle	•	—	—	—	—
Rear Cargo Door – Exterior Lock Cylinder	•	•	•	—	—
Power Equipment Group (Power Locks and Windows) with Remote Keyless-Entry	•	•	•	•	•
★Push-Button Start	•	•	•	•	•
<b>Floor Covering</b>					
Vinyl, Front only	•	—	—	•	•
Vinyl, Front and Rear	—	•	—	—	—
Carpet, Front and Rear	—	—	•	—	—
<b>Rearview Mirror</b>					
Rearview Mirror (When Equipped with Rear Glass).	—	•	•	—	•
Rearview Mirror Delete (When Equipped Without Rear Glass)	•	—	—	•	—
<b>Interior Lighting</b>					
Front Dome Lamp with Map Lights and Theater Dimming	•	•	•	•	•
Rear Dome Lamp with Map Lights and Theater Dimming	—	—	•	—	—
Partial Rear Compartment Lighting (2 LED lights located at C-pillar)	—	—	—	•	•
Full Rear Compartment Lighting	—	•	•	—	—
Accessory Delay – 30 minutes	•	•	•	•	•
<b>Interior Trim</b>					
A-Pillar Assist Handles (Driver and Passenger-side)	•	•	•	•	•
B-Pillar Assist Handle (Passenger-side)	•* *Low Roof Only	•	•	—	—
D-Pillar Weld Nuts	•	—	—	—	—
Headliner – Cloth, Front only	•	—	—	•	•
Headliner – Cloth, Full length	—	•	•	—	—
<b>Seating – Front</b>					



INTERIOR (continued)	CARGO VAN	PASSENGER VAN XL	PASSENGER VAN XLT	CUTAWAY	CHASSIS CAB
Driver and Front-passenger Manual Reclining Bucket Seats with Adjustable Headrest (Includes driver-side and passenger-side inboard armrest)	•	•	•	•	•
★Driver and Front-passenger Heated Manual Reclining Bucket Seats with Adjustable Headrest (Includes driver-side and passenger-side inboard armrest)	•* *E-Transit only	—	•	•* *E-Transit only	•* *E-Transit only
Rear-Seat(s) Recline and Inboard Armrest <b>Note:</b> Last row of seats do not recline.	—	—	•	—	—
Manual Driver-side Lumbar Support	—	•	•	—	—
12-Passenger Seating. 1 <sup>st</sup> row: 2 seats, 2 <sup>nd</sup> row: 3 seats, 3 <sup>rd</sup> row: 3 seats, 4 <sup>th</sup> row: 4 seats. Standard with Long Length Passenger Van.	—	•	•	—	—
15-Passenger Seating. 1 <sup>st</sup> row: 2 seats, 2 <sup>nd</sup> row: 3 seats, 3 <sup>rd</sup> row: 3 seats, 4 <sup>th</sup> row: 3 seats, 5 <sup>th</sup> row: 4 seats. Standard with Extended Length Passenger Van.	—	•	•	—	—
<b>Sun Visors</b>					
Sun Visors	•	•	•	•	•
<b>FUNCTIONAL</b>					
Alternator – 250 amp (3.5L PFDI V6 and 3.5L EcoBoost® V6 engines).	•	•	•	•	•
Frame Rail Extension Adapters	—	—	—	•	•
Horn – Single-note	•	•	•	•	•
<b>Air Conditioning</b>					
Front only	•	—	—	•	•
Front and Rear	—	•	•	—	—
<b>Audio</b>					
Antenna – Fender Mounted	•	•	•	•	•
★SYNC® 4 with 12" center display, AM/FM stereo, Bluetooth, Dual USB ports, Enhanced Voice Recognition and Connectivity Package includes: —Information On Demand Panel —Wireless Apple CarPlay® and Android Auto™ Compatibility —Cloud Connected —911 Assist® —Digital Owner's Manual —Conversational Voice Command Recognition	•	•	•	•	•
<b>Batteries</b>					
Single AGM Battery – 70 amp-hr	•	•	•	•	•
<b>Brakes</b>					
Brakes – 4-wheel Anti-lock Disc Brakes <b>Note:</b> Depending on driving habits and configuration, the brake pad life is up to 50% improved. In addition, brake pad wear indicators are now included and will send a warning message to the cluster if brake pads reach a certain wear threshold.	•	•	•	•	•
Parking Brake – Electric (SRW configurations only)	•	•	•	•	•
Parking Brake – Mechanical (9,950lb DRW GVWR configurations only)	•	•	•	•	•
Parking Brake – Push Down Mechanical (11,000lb GVWR configurations only)	•	—	—	•	•
<b>Charging (E-Transit only)</b>					
★Single Onboard battery charger	• E-Transit Only	—	—	• E-Transit Only	• E-Transit Only
Vehicle Charge Capability — —→SAE J1772 CCS (Combo Connector System) Charge Port capable of charging on 120V, 240V and Direct Current (DC Fast Charge) —→Level 2 Peak Charging Rate of 11.2kw	• E-Transit Only	—	—	• E-Transit Only	• E-Transit Only
<b>Driver Assist Packages:</b>					

FUNCTIONAL (continued)	CARGO VAN	PASSENGER VAN XL	PASSENGER VAN XLT	CUTAWAY	CHASSIS CAB
<p>★5G Modem  <b>Note:</b> Modem activation is required to enable Ford app remote features and most Connected Services. Ford Telematics™ and Data Services Prep included for Fleet ONLY: 5G Wi-Fi Modem provides data to support telematics and data services including but not limited to vehicle location, speed, idle time, fuel, vehicle diagnostics and maintenance alerts. Device enable telematics services through Ford or authorized providers. Activate at <a href="http://www.fleet.ford.com">www.fleet.ford.com</a> or call 833-FCSFord (833-327-3673).</p>	•	•	•	•	•
<p>Ford Connectivity Package (1-year included)*  Ford Connectivity Package includes (features may vary by make and model):</p> <ul style="list-style-type: none"> <li>• Unlimited Wi-Fi® Hotspot</li> <li>• Connected Navigation</li> <li>• Audio and Video Streaming</li> <li>• Voice Assistant</li> <li>• Entertainment</li> </ul> <p><b>Note:</b> *Ford Connectivity Package included for one-year from warranty start date. Requires activation via Ford app with credit card authorization; customer may cancel at any time. Evolving technology/cellular networks/vehicle capability may limit functionality and prevent operation of connected features. Ford may temporarily slow data speeds if such data usage reaches or exceeds 50GB within a billing cycle or due to network limitations. If a customer uses more than 50% of their data usage in a roaming country during a 60-day period, Ford may remove or limit the customer's data plan.</p>	•	•	•	•	•
<p>Telematics Essentials**  <b>Note:</b> A complimentary version of Ford Telematics that gives fleet customers access to vehicle health insights such as odometer reading, diagnostic trouble codes and information around oil life, engine hours and recalls</p> <p>**Complimentary product. Available on vehicles with embedded modem. Requires modem activation. Terms and conditions apply. Telematics service and features, and access to vehicle data depend on compatible AT&amp;T network availability. Evolving technology/cellular networks/vehicle capability may limit functionality and prevent operation of connected features.</p>	•	•	•	•	•
<p><b>Frontal Area Limitation</b>  Base Frontal Area Limitation  <b>Note:</b> Provides a Vehicle Emission Control Information label with a frontal area restriction up to 72 ft². Frontal area limitation requires second unit body to meet profile restrictions. For additional information please reference the Incomplete Vehicle Manual and SVE Bulletins.</p>	—	—	—	•	•
<p><b>Instrumentation</b>  ★All-new 8" cluster display  Tachometer, Fuel Level and Coolant Temperature (Gas Engines); Battery Level, Power Gauge and Power Availability (E-Transit)</p>	•	•	•	•	•
<p><b>Interior Power</b>  PowerPoint – 12V  <b>Note:</b> One is located in the instrument panel and one in center console.</p>	•	•	•	•	•

FUNCTIONAL (continued)	CARGO VAN	PASSENGER VAN XL	PASSENGER VAN XLT	CUTAWAY	CHASSIS CAB
USB Ports – 5 amps <b>Note:</b> Depending on seating configuration, one is located in each of the 2 <sup>nd</sup> row, 3 <sup>rd</sup> row, 4 <sup>th</sup> row and 5 <sup>th</sup> row.	—	•	•	—	—
<b>Speed Limiting Device</b>					
Top Speed Governor. 65-mph Governed Top Speed, Standard on E-Transit Cutaway and Chassis Cab. 75-mph Governed Top Speed standard on E-Transit Cargo Van.	•* *E-Transit only	—	—	•* *E-Transit only	•* *E-Transit only
Reverse Speed Limiter – Standard on E-Transit	•* *E-Transit only	—	—	•* *E-Transit only	•* *E-Transit only
<b>Start – Keyless</b>					
★ Passive Start with push-button functionality	•	•	—	•	•
★ Intelligent Access with push-button start	—	—	•	—	—
<b>Steering</b>					
Electric Power Assisted Steering (EPAS)	•	•	•	•	•
Steering – Power Rack and Pinion	•	•	•	•	•
Steering Wheel – Tilt and Telescoping	•	•	•	•	•
<b>Suspension</b>					
Front – Independent MacPherson-strut, Stabilizer Bar	•	•	•	•	•
Rear – Leaf Springs, Heavy-duty Gas Shock Absorbers. Gas engine configurations only.	•	•	•	•	•
Rear – Independent with coil springs, semi-trailing arm (STA) and stabilizer bar. E-Transit only.	•* *E-Transit only	—	—	•* *E-Transit only	•* *E-Transit only
<b>SAFETY/SECURITY</b>					
Autolocking Drive Away with Crash Unlocking.	•	•	•	•	•
AdvanceTrac® w/Roll Stability Control™ (RSC®)	•	•	•	•	•
SecuriLock® Passive Anti-Theft System (PATS) with engine immobilizer	•	•	•	•	•
SOS Post-Crash Alert System™. <b>Note:</b> Automatically flashes the hazard lights and intermittently sounds the horn when the airbag deploys.	•	•	•	•	•
Tire Pressure Monitoring System (TPMS).	•	•	•	•	•
Stationary Elevated Idle Control (SEIC)	•	•	•	•	•
<b>Airbags</b>					
Driver and Passenger Airbags	•	•	•	•	•
Passenger-side Airbag Cut-off Switch. Not available with Passenger Seat Delete (21J, 21K and 211) or Right Hand Door Delete (60X) configurations	•	—	—	•	•
Safety Canopy® Side-curtain Airbags	•	•	•	•	•

# 2026 TRANSIT

## COLOR & TRIM AVAILABILITY

INTERIOR MATERIAL	CODE	Cargo Van	Passenger Van XL	Passenger Van XLT	Cutaway	Chassis Cab
Ebony Cloth	CB	O	–	–	O	–
Dark Palazzo Grey Cloth	CK	O	S	S	O	O
Dark Palazzo Grey Vinyl	VK	S	O	–	S	S



Ebony Cloth



Dark Palazzo Grey Cloth



Dark Palazzo Grey Vinyl

EXTERIOR COLOR	CODE	Cargo Van	Passenger Van XL	Passenger Van XLT	Cutaway	Chassis Cab
Oxford White	YZ	■	■	■	■	■
Race Red	PQ	■	■	■	■	■
School Bus Yellow <sup>1</sup> (Fleet only)	BY	■	■	■	■	■
Agate Black Metallic <sup>1</sup>	UM	■	■	■	■	■
Ingot Silver Metallic <sup>1</sup>	UX	■	■	■	■	■
Carbonized Gray Metallic <sup>1</sup>	M7	■	■	■	■	■
Blue Metallic <sup>1</sup>	FT	■	■	■	■	■
Wild Green <sup>1</sup> (Fleet only)	FC	■	■	■	■	■



OXFORD WHITE  
(YZ)



RACE RED  
(PQ)



AGATE BLACK METALLIC<sup>1</sup>  
(UM)



INGOT SILVER METALLIC<sup>1</sup>  
(UX)



CARBONIZED GRAY METALLIC<sup>1</sup>  
(M7)



BLUE METALLIC<sup>1</sup>  
(FT)



\*WILD GREEN METALLIC<sup>1,2</sup>  
(FC)



SCHOOL BUS YELLOW<sup>1,2</sup>  
(BY)



SQUID INK BLUE METALLIC<sup>1,2</sup>



# 2026 TRANSIT

## PACKAGED OPTIONS

### ★FORD CO-PILOT 360® ASSIST 2.0 TECHNOLOGY PACKAGE FOR CARGO AND PASSENGER VAN – (61M)

#### **Availability:**

- Cargo Van, Passenger Van XL, Standard on XLT Passenger Van

#### **Includes:**

#### **All of Ford Co-Pilot 360® standard features Plus:**

- SiriusXM® with 360L
- HD Radio™
- Connected Navigation
- Front Fog Lamps
- Adaptive Cruise Control:
  - Stop and Go
  - Lane Centering
  - Predictive Speed Assist
- 360-Degree Camera
- Side Parking Sensors
- Reverse Brake Assist

**NOTE:** excludes Passenger Van or Extended Length Cargo Van

- Blind Spot Information System (BLIS®) with Cross Traffic Alert
- Short-Arm, Power Adjusting, Power Folding Heated Mirrors with Turn Signals

**NOTE:** Mirror becomes Manual-Folding if Long-Arm (544) is selected

Upgradeable Features/Options (additional charges may apply):

- Long-Arm, Power Adjusting, Manual-Folding Heated with Turn Signals (544)

### ★FORD CO-PILOT 360® ASSIST+ TECHNOLOGY PACKAGE FOR CHASSIS CAB/CUTAWAY – (61L)

#### **Availability:**

- Chassis Cab/Cutaway

#### **Includes:**

#### **All of Ford Co-Pilot 360® standard features plus:**

- SiriusXM® with 360L
- HD Radio™
- Connected Navigation
- Front Fog Lamps
- Adaptive Cruise Control:
  - Stop and Go
  - Lane Centering
  - Predictive Speed Assist

- Exit Warning
- Rear Cross Traffic Braking
- Blind Spot Assist
- Rear Parking Sensors Kit
- Blind Spot Information System (BLIS®) Kit with Cross Traffic Alert
- Short-Arm, Power Adjusting, Power Folding Heated Mirrors with Turn Signals

**NOTE:** Mirror becomes Manual-Folding if Long-Arm (544) is selected

#### **Upgradeable Features/Options (additional charges may apply):**

- Long-Arm, Power Adjusting, Manual-Folding Heated with Turn Signals (544)

### EXTERIOR UPGRADE PACKAGE – SRW (18D)

#### **Availability:**

- Cargo Van, Passenger Van XLT (Standard), Cutaway and Chassis Cab

#### **Not available with:**

- Passenger Van XL
- E-Transit

#### **Includes:**

- Black Trimmed HID Headlamps (91C)
- Wiper Activated Headlamps (91B)
- Front Fog Lamps
- Honeycomb Mesh Grille with Chrome Surround
- 16" Steel Wheel with Full Silver Wheel Cover (Standard Front Axle configurations only) (64H) or 16" Silver Steel Wheel with Exposed Lug Nuts (Heavy-Duty Front Axle configurations only)

#### **Upgradeable Features/Options (additional charges may apply):**

- 16" Silver Aluminum Alloy Wheel (Standard Front Axle configurations only) (647)
- 16" Aluminum Alloy Wheel with Black Accents (Standard Front Axle configurations only) (644)
- 16" Matte Black Alloy Wheel (Heavy-Duty Front Axle configurations only) (64G)
- 16" Sparkle Silver Alloy Wheel (Heavy-Duty Front Axle configurations only) (64K)

### EXTERIOR UPGRADE PACKAGE – DRW (18L)

#### **Availability:**

- Cargo Van, Passenger Van XLT (Standard), Cutaway and Chassis Cab

#### **Not available with:**

- Passenger Van XL

#### **Includes:**

- Black Trimmed HID Headlamps (91C)
- Wiper Activated Headlamps (91B)
- Front Fog Lamps
- Honeycomb Mesh Grille with Chrome Surround
- 16" Heavy-Duty Silver Steel Wheel with Exposed Lug Nuts

#### **Upgradeable Features/Options (additional charges may apply):**

- 16" Heavy-Duty Forged Aluminum Wheel (Heavy-Duty Front Axle configurations only) (76G)

### LOAD AREA PROTECTION PACKAGE– (96D)

#### **Availability:**

- Cargo Vans

#### **Not available with:**

- Windows-All-Around, Fixed (17F)
- Heavy-Duty Scuff Plate Kit (85B), unless ordered with Heavy-Duty Cargo Flooring (60B)
- 11,000lb GVWR Configurations

#### **Includes:**

- Full-Height 4mm thick Polypropylene Cargo Area Panels
- Vinyl, Front and Rear (16E) (includes Wheel Well Liners)

#### **Upgradeable Features/Options (for additional charge):**

- Heavy-Duty Cargo Flooring (60B)

### INTERIOR UPGRADE PACKAGE – CUTAWAY/CHASSIS CAB (47A)

#### **Availability:**

- Cutaway and Chassis Cabs

#### **Not available with:**

- E-Transit
- Right Hand Door Delete (60X)

#### **Includes:**

- Dark Palazzo Gray Cloth, 2-way manual Driver and 2-way manual Passenger seat (21L)

#### **Upgradeable Features/Options (for additional charge):**

- Dark Palazzo Gray Cloth, 2-way manual Driver and 2-way manual Passenger seat are only available with 11,000lb GVWR configurations (21C)
- Dark Palazzo Gray Cloth, 10-way power Driver and 10-way power Passenger seats (21Q)

## BUILDERS PREP PACKAGE – (47E)

### Deletes:

- Rear Floor Covering
- Rear-Seats and Restraints
- Rear-Seat Rails and Fasteners

### Availability:

- Passenger Van XL and Passenger Van XLT

### Includes:

- Dual AGM Batteries (63E)
- Front/Rear Aux A/C and Heater (Driver controlled) (57G) when Auxiliary Heater / AC Prep Package without Rear Controls (62C) are not ordered
- Modified Vehicle Wiring System (53K)
- Auxiliary Fuse Panel with High Spec Interface (87E)
- Vinyl,
- Front only (16C) with Passenger Van XL and Carpet, Front only (16G) with Passenger Van XLT

- Less Rear Seat (96K)

### Upgradeable Features/Options (for additional charge):

- Auxiliary Heater / AC Prep Package without Rear Controls (62C) (Medium and High Roof only)
- Black HID Headlamps (91C)

## MODIFIED VEHICLE WIRING SYSTEM – (53K)

### Availability:

- Cargo Van, Passenger Van XL, Passenger Van XLT, Cutaway (Standard) and Chassis Cab (Standard)

### Required (Cargo Van, Passenger Van XL and Passenger Van XLT Only):

- Dual AGM Batteries (63E)

### Includes:

- Modified vehicle connections for customized wiring harness provisions

## RV PREP PACKAGE – (47D)

### Availability:

- Cargo Van

### Includes:

- Modified Vehicle Wiring System (53K)
- Dark Palazzo Gray Cloth, 4-way manual swivel Driver and 4-way manual swivel Passenger (21T)
- Black Trimmed HID Headlamps (91C)
- Wiper Activated Headlamps (91B)
- Front Bumper, Body Colored (53G)
- Front Fog Lamps
- Carpet, Front only (16G)
- 7 speakers (4 front/2 rear)

### Upgradeable Features/Options (additional charges may apply):

- Dark Palazzo Gray Cloth, 4-way manual swivel Driver and 4-way manual swivel Passenger seats (218)

### Not available with:

- Bulkhead – Lockable Door with Window (47T)
- Bulkhead – Window Only (47U)
- Load Area Protection Package (96D)
- Heavy-Duty Cargo Flooring (60B)
- 9,900lb DRW GVWR configurations
- E-Transit

**NOTE 1:** Rear speakers are shipped in a dunnage box.

## RIGHT HAND DOOR DELETE – (60X)

### Availability:

- Cutaway

### Not available with:

- Motorhome Prep Package (47M)
- Interior Upgrade Package – Cutaway/Chassis Cab (47A)

### Includes:

- Black HID Headlamps (91C)
- Passenger Seat Delete (21J)
- Exterior Mirror Delete (54X) when Ford Co-Pilot360® Assist+ (61L) is not selected

### Upgradeable Features/Options (for additional charge):

- Passenger Seat Delete with Ebony Cloth Driver Seat (211)
- Long Arm, Power Adjusting, Manual-Folding Heated with Turn Signals (544) if Ford Co-Pilot360® Assist+ (61L) is selected

**NOTE 1:** Intended for upfitters who modify the factory roof

**NOTE 2:** Audio quality may slightly be diminished due to the deletion of the right hand door speaker.

## HEAVY-DUTY TRAILER TOW PACKAGE – (53B)

### Availability:

- Cargo Van, Passenger Van XL and Passenger Van XLT

### Not available with:

- Rear Tow Hook
- E-Transit

### Includes:

- Tow/Haul Mode with Trailer Wiring Provisions
- 4/7 Pin Connector Assembly and Rear Jumper
- Relay system for backup/B+/running lights
- Frame mounted hitch receiver

### Included with:

- RV Prep Package (47D)

**NOTE:** This package does not include a Trailer Brake Controller (67D). Additionally, this option must be added at time of ordering. Neither a Ford or aftermarket trailer brake controller can be added later (after vehicle is built).

## TOW/HAUL MODE WITH TRAILER WIRING PROVISIONS – (53D)

### Availability:

- Cargo Van, Passenger Van XL, Passenger Van XLT, Cutaway and Chassis Cab

### Not available with:

- E-Transit

### Includes:

- Trailer Wiring Harness to rear of vehicle for upfit
- Trailer Sway Control (TSC)
- 4/7 Pin Connector Assembly and Rear Jumper
- Tow/Haul Mode

### Included with:

- Motorhome Prep Package (47M)

**NOTE 1:** This package does not include a Trailer Brake Controller (67D). Additionally, this option must be added at time of ordering. Neither a Ford or aftermarket trailer brake controller can be added later (after vehicle is built)

**NOTE 2:** This package does not include the frame mounted hitch receiver.

## MOTORHOME PREP PACKAGE – (47M)

### Availability:

- Cutaway

### Not available with:

- Right Hand Door Delete (60X)
- 9,950lb DRW GVWR configurations
- E-Transit

### Includes:

- Tow/Haul Mode with Trailer Wiring Provisions (53D)
  - Dual AGM Batteries (63E)
  - Modified Vehicle Wiring System (53K)
  - Dark Palazzo Gray Cloth, 4-way manual swivel Driver and 4-way manual swivel Passenger (21T)
  - Black HID Headlamps (91C)
  - Auxiliary Fuse Panel with High Spec Interface Connector (87E)
- Upgradeable Features/Options (additional charges may apply):**
- Dark Palazzo Gray Cloth, 4-way manual swivel Driver and 4-way manual swivel Passenger seats (218) (only applicable on 11,000 GVWR units)

## SHUTTLE BUS PREP PACKAGE – (47S)

### Availability:

- Cutaway

### Not available with:

- E-Transit

### Includes:

- Exterior Upgrade Package (18D) on SRW configurations
- Exterior Upgrade Package (18L) on DRW configurations
- Dual AGM Batteries (63E)
- Auxiliary Fuse Panel with High Spec Interface Connector (87E)
- Modified Vehicle Wiring System (53K)

### Applicable Options (not part of Prep Package):

- Right Hand Door Delete (60X)



## SCHOOL BUS PREP PACKAGE – (47C)

### Availability:

- Cutaway
- Fleet only

### Not available with:

- Extended Length configurations (Gas Engines only)

### Includes:

- Safety Glass
- Right Hand Door Delete (60X)
- Dual AGM Batteries (63E)
- Auxiliary Fuse Panel with High Spec Interface Connector (87E)
- Dual-note Horn
- Modified Vehicle Wiring System (53K)

**NOTE:** Requires Passenger Seat Delete (21J) School Bus Yellow (BY) Paint

## MULTI-FUNCTION SCHOOL ACTIVITY BUS (MFSAB) PREP PACKAGE – (47Q)

### Availability:

- Cutaway
- Fleet only

### Not available with:

- Extended Length configurations (Gas Engines only)

### Includes:

- Safety Glass
- Right Hand Door Delete (60X)
- Dual AGM Batteries (63E)
- Auxiliary Fuse Panel with High Spec Interface Connector (87E)
- Dual-note Horn
- Modified Vehicle Wiring System (53K)

**NOTE:** Requires Passenger Seat Delete (21J) and Oxford White (YZ) Paint

## AMBULANCE PREP PACKAGE – CARGO VAN (47B)

### Availability:

- Medium High Roof Cargo Van with Sliding Passenger-side Cargo Door
- 3.5L EcoBoost® V6 (99G)

### Not available with:

- Passenger Seat Delete (21J, 21K, 211)
- Extended Fuel Tank (655)
- E-Transit

### Includes:

- Dual AGM Batteries (63E)
- Dual Alternator (63C)
- Fixed Rear Cargo Door Glass and Fixed Passenger-side Glass (17B)
- 3.73 Limited-Slip Axle (X7L)
- Modified Vehicle Wiring System (53K)
- Auxiliary Fuse Panel with High Spec Interface Connector (87E)
- Dual-note Horn

### Upgradeable Features/Options (for additional charge):

- None

## UPFITTER PACKAGE – (67C)

### Availability:

- Cargo Van, Passenger Van XL, Passenger Van XLT, Cutaway and Chassis Cab

### Not available with:

- E-Transit

### Includes:

- High Capacity Upfitter Switches
- Large Center Console (67E)
- Auxiliary Fuse Panel with High Spec Interface Connector (87E)
- Dual AGM Batteries (63E)
- Modified Vehicle Wiring System (53K)

## PARCEL DELIVERY PACKAGE – (47G)

### Availability:

- Cargo Van
  - 3.5L PFDi V6 (998) (Medium/High Roof SRW and DRW Configuration F4X)
  - E-Transit (Long and Extended Lengths only)
- Cutaway
  - 3.5L PFDi V6 (998) (SRW configurations and DRW configuration F6P)
  - E-Transit Cutaway

### Includes:

- Full Rear Compartment Lighting (15F) – Cargo Van only
- Close Assist feature (43H) – Cargo Van only
- Ebony Cloth 2-way manual Driver and 2-way manual Passenger seats without armrests (219)
- Delivery Assist Package
  - When in park, automatically switches:
  - Hazzard Lights
  - Closes any open windows
  - Locks the door once the driver leaves the vehicle

### Additional Options to consider (may result in additional charges)

- B-Pillar Assist Handle (41B) – Medium and High Roof Cargo Van only
- Passenger Seat Delete Ebony Cloth, 2-way manual Driver seat without an armrest (211) – Cutaway only and is included when Right Hand Door Delete (60X) is selected

### Not Available with:

- Low roof variants
- Interior Upgrade Package – Cargo Van (96C)
- Load Area Protection Package (96D)
- Exterior Upgrade Package (18D/18L)
- Upfitter Package (67C)
- Trailer Brake Controller (67D)
- ★ Ford Connectivity Package (1-year plan)\* (59B)
- Pro Power Onboard™ (90E)

## FLEET FUEL ECONOMY PACKAGE – (98B)

### Availability:

- 3.5L PFDi V6 (998)
- Fleet Orders Only

### Includes:

- Smart Acceleration Truncation
- Auto Start-Stop Switch Delete
- Engine Idle Shutdown 5 minute timer
- 75-mph Governed Top Speed

### Upgradeable Features/Options (for additional charge):

- •Engine Idle Shutdown 3 Minute Timer
- Engine Idle Shutdown 10 Minute Timer (55F)
- •Engine Idle Shutdown 20 Minute Timer (55H)
- •70-mph Governed Top Speed (52H)
- •65-mph Governed Top Speed (52M)

**NOTE 1:** With this package, EcoMode is always on

**NOTE 2:** Auto Start-Stop Switch Delete deletes Auto Stop-Start Technology disable button on dash, however, the feature remains permanently active

## FLEET SAFETY PACKAGE – (59C)

### Availability:

- Fleet Orders Only

### Includes:

- Driver Alert
- Auto High Beam
- Reverse Speed Limiter

### Additional Options to consider (may result in additional charges):

Fleet Fuel Economy Package (98B)

**NOTE:** With this package, the safety features are set to “ON” with no driver ability to change settings



**LIVERY PACKAGE – (47L) (LIVERY FIN REQUIRED)\*****Availability:**

- Medium or High Roof Passenger Van XLT with Long or Extended Length
- Fleet only (Livery FIN)

**Not Available with:**

- Builder's Prep Package (47E)

**Includes:**

- Dark Palazzo Gray Cloth, 10-way power heated Driver and 10-way power heated Passenger seats (21Q)
- Black Trimmed HID Headlamps (91C)
- 16" Steel Wheel with Full Silver Wheel Cover (Standard Front Axle configurations only) (64H) or 16" Silver Steel Wheel with Exposed Lug Nuts (Heavy-Duty Front Axle configurations only) – SRW
- 16" Heavy-Duty Silver Steel with Exposed Lug Nuts, Standard and Heavy-Duty Front Axle configurations – DRW
- Keyless Entry Keypad (52C)
- Dual AGM Batteries (63E)
- Auxiliary Fuse Panel with High Spec Interface Connector (87E)
- Modified Vehicle Wiring System (53K)
- Wheel Well Liners – Black (Front only) (15C)
- Upgradeable Features/Options (additional charges may apply):
- 16" Heavy-Duty Forged Aluminum Wheel – DRW (Heavy-Duty Front Axle configurations only) (76G)

**EMISSIONS REQUIREMENT LOCATIONS****CALIFORNIA EMISSIONS STATES**

CA, CT, DE, MA, MD, ME, NJ, NY, OR, PA, RI, VT, WA

**CROSS BORDER STATES**

AZ, DC, ID, NH, NV, OH, VA, WV

**FEDERAL EMISSIONS STATES**

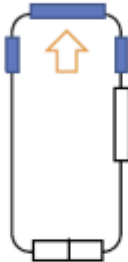
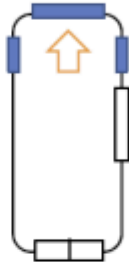
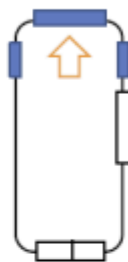
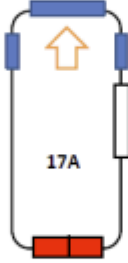
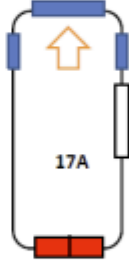
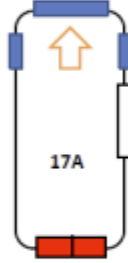
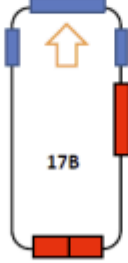
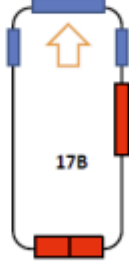
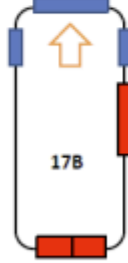
Remaining States/Regions

**EMISSIONS STANDARD/OPTIONAL EQUIPMENT****50-STATE EMISSIONS SYSTEM ..... 425**

Standard equipment on all Transit gas engine configurations.

**ZERO EVAPORATED EMISSIONS SYSTEM**Standard equipment on all E-Transit configurations ..... **425****MISCELLANEOUS**COV Required ..... **79V**Priced DORA ..... **C09****VEHICLE SPECIAL ORDER (VSO)**

FLEET ONLY. See [www.fmcdealer.com](http://www.fmcdealer.com) for current VSO Order Guide. This live guide includes VSO option codes, descriptions and pricing. Email [vsomail@ford.com](mailto:vsomail@ford.com) or call 1.800.34.FLEET, menu 4 w/any VSO questions you may have.

<div> <div></div> = Standard Glass <div></div> = Door without Glass <div></div> = Fixed Glass Option </div>	2026 Transit - Window Offerings		
	SINGLE REAR WHEEL		DUAL REAR WHEEL
	LOW ROOF	MEDIUM & HIGH ROOF	HIGH ROOF
	Sliding Passenger-side Door	Sliding Passenger-side Door (Privacy Glass (92E) Included)	Sliding Passenger-side Door (Privacy Glass (92E) Included)
<b>No Rear Glass</b> Standard on Cargo Vans  Side Door Glass: No Rear Door Glass: No Bodyside Glass: No			
<b>Fixed Rear Cargo Door Glass</b> Optional on Cargo Van.  Side Door Glass: No Rear Door Glass: Yes Bodyside Glass: No Rear Defroster: Yes			
<b>Fixed Rear Cargo Door Glass and Fixed Passenger-side Glass</b> Optional on Cargo Van.  Side Door Glass: Yes Rear Door Glass: Yes Bodyside Glass: No Rear Defroster: Yes			
<b>Windows-All-Around, Fixed</b> Optional on Cargo Van. Standard/Optional on Passenger Van.  Side Door Glass: Yes Rear Door Glass: Yes Bodyside Glass: Yes Rear Defroster: Yes  <b>Laminated Saftey Glass (Optional)</b>	